

# Myelogram

A myelogram is a diagnostic procedure that can detect spinal column abnormalities such as a tumor, a herniated disc or arthritis, spinal narrowing and/or nerve impingement. It can also aid in surgery planning.

## How you should prepare

If your exam is at Suburban Imaging – Coon Rapids, Maple Grove:

- Nothing to eat or drink two hours prior to your appointment.

If your exam is at Suburban Imaging – Southdale:

- Nothing to eat or drink three hours prior to your appointment.

### Additional preps for all locations:

- Drink an increased amount of clear liquids (water and juices) the day before and after your exam.
- If you have an active infection and are taking antibiotics, the medication course must be complete prior to the procedure, to ensure that no infection remains.
- If you are taking blood thinners (Coumadin, Plavix, Ticlid), you will have to hold the medication prior to the procedure. Contact your healthcare provider before stopping any medication to determine if it is safe for you.
- Certain medications can make you slightly more susceptible to seizures and should not be taken for 48 hours before or 24 hours after a myelogram. These include many anti-depressants, anti-psychotics and MAO inhibitors. Please discuss your medications with your healthcare provider before this procedure.
- Wear comfortable clothes without metal fasteners, including zippers, buttons and snaps.
- Bring someone to drive you home. Do not drive until the next day.
- Arrive 15 minutes early to complete registration.
- Bring your appointment form, insurance card and a valid photo ID.
- Please let us know about any of the following:
  - Pregnancy, known or possible
  - Allergies to medications, iodine or x-ray contrast

## Image-guided injections

Our injections are image guided, which means that imaging equipment called fluoroscopy (a type of low-dose x-ray) is used to clearly view the area in real time, on a video monitor. This ensures exact placement of the needle during the procedure.

## What happens during the procedure

The procedure will take approximately 30 minutes. You will lie on an x-ray table on your stomach. The fluoroscopy camera will be positioned above you. The area to be injected will be cleansed with an antiseptic solution. Local anesthetic will be applied to numb the area.

A small needle will be placed into your spinal canal, and a sample of fluid may be obtained. Next a small amount of x-ray contrast is injected through the needle. Some patients feel a slight pressure sensation or discomfort while the contrast is being injected. After the injection, x-rays will be taken using the fluoroscopy machine.



In some cases, a CT scan will follow the myelogram, which will take another 30 minutes. The images obtained from the CT scan provide greater detail about the internal structure of the spinal canal.

## After your procedure

A summary and findings from the procedure will be sent to your healthcare provider.

Unless directed otherwise, you may resume your normal diet and prescribed medications (resume blood thinner medication tomorrow).

You should have someone stay with you for two hours after the procedure. Rest for the remainder of the day; lay flat in bed with your head slightly elevated (you can use two pillows under your head) for the rest of the day to reduce the risk of getting a post-myelogram headache.

Do not drive until the next day. Do not return to work until the next day. Avoid heavy lifting or strenuous activity for 24 hours after the procedure.

As with any procedure involving a needle, there is a small chance of infection or bleeding. Reaction to the contrast material used during the procedure is also rare (such as itching, sneezing or rash).

>> Map and directions on reverse side >>

# Suburban imaging

www.suburbanimaging.com

## Your scheduled appointment

Date: \_\_\_\_\_

Arrival Time: \_\_\_\_\_ Appointment Time: \_\_\_\_\_

Location:

Coon Rapids  Maple Grove scheduling: 763.792.1999

Southdale scheduling: 952.893.0000

## Suburban IMAGING – Coon Rapids

MMEC I, Suite 140  
8990 Springbrook Drive  
Coon Rapids, MN 55433  
main 763.792.1900

## Suburban IMAGING – Maple Grove

Arbor Lakes Medical, Suite 310  
12000 Elm Creek Blvd  
Maple Grove, MN 55369  
main 763.416.7888

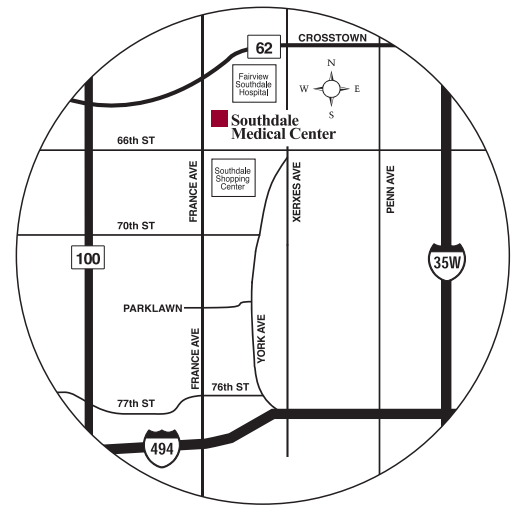
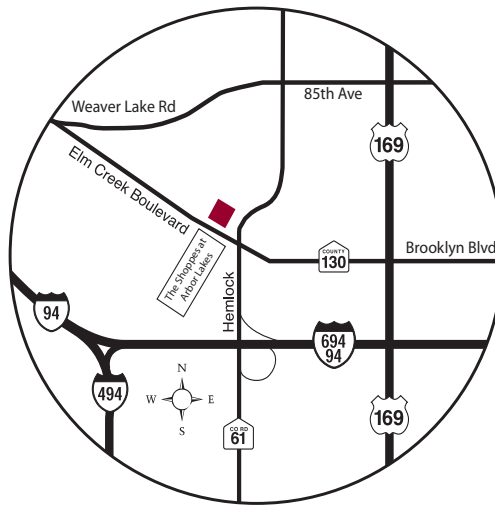
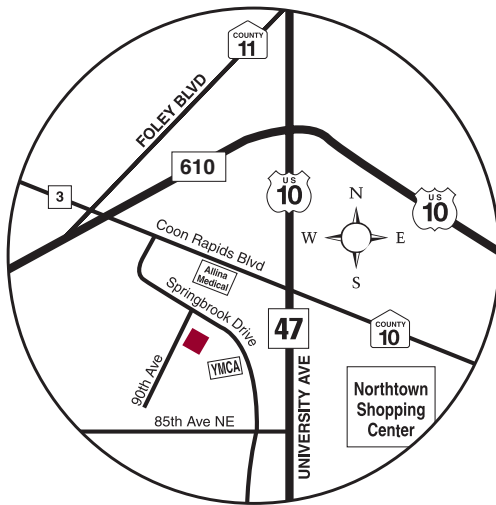
## Suburban IMAGING – Southdale

Southdale Medical Center, Suite 125  
6545 France Avenue S  
Edina, MN 55435  
main 952.405.2777

Suburban Imaging—Coon Rapids is in the center of the building with free parking.

Suburban Imaging—Maple Grove is on the third floor of the Arbor Lakes Medical Building, with free parking.

Suburban Imaging—Southdale is on the first floor of the Southdale Medical Center, with free parking.



### From the North

Take Hwy 10 east and merge onto Hwy 47 (right two lanes). Exit on Coon Rapids Blvd/ Cty Rd 3 (next exit after 610 exit). Turn right on Coon Rapids Blvd, and take an immediate left onto Springbrook Drive. Turn right onto 90<sup>th</sup> Ave. Take the first left into our parking lot.

### From the South

Take I-694 west to University Ave (Hwy 47). Turn right and continue north on University Ave. Turn left at 85<sup>th</sup> Ave. Turn right onto Springbrook Drive; left onto 90<sup>th</sup> Ave. Take the first left into our parking lot.

### From the West

Go east on Hwy 610 and take the Coon Rapids Blvd (Cty Rd 3) exit. Turn right onto Coon Rapids Blvd. At the second stoplight, turn right onto Springbrook Drive. Turn right on 90<sup>th</sup> Ave. Take the first left into our parking lot.

### From the East

Go west on Cty Rd 10, which becomes Coon Rapids Blvd. Proceed past Northtown Shopping Center. Turn left onto Springbrook Drive. Turn right onto 90<sup>th</sup> Ave. Take the first left into our parking lot.

### From the North

Go west on Hwy 610 and exit on Hwy 169 south. Continue south on Hwy 169 and take the Brooklyn Blvd exit. Go right on Brooklyn Blvd (turns into Elm Creek Blvd). Cross Hemlock Lane and take the first right into the Arbor Lakes Medical parking lot.

### From the South

Go north on I-494 to east I-694/94. On I-694/94, take first exit, Cty Rd 61 (Hemlock Lane), and turn right. Continue on Hemlock and cross Elm Creek Blvd. Turn left into the Arbor Lakes Medical parking lot.

### From the West

Go east on I-94 and continue on I-694/94. Exit Cty Rd 61 (Hemlock Lane) and turn right. Continue on Hemlock and cross Elm Creek Blvd. Turn left into the Arbor Lakes Medical parking lot.

### From the East

Go west on I-694/94, exit Cty Rd 61 (Hemlock Lane) and turn right. Continue on Hemlock and cross Elm Creek Blvd. Turn left into the Arbor Lakes Medical parking lot.

### From the North

Go south on Hwy 100 and exit Hwy 62 (Crosstown) going east. Follow to France Ave exit and turn right. Turn left onto 65<sup>th</sup> St and take immediate right into Southdale Medical Center parking lot.

### From the South

Go north on Hwy 100 and exit Hwy 62 (Crosstown) going east. Follow to France Ave exit and turn right. Turn left onto 65<sup>th</sup> St and take immediate right into Southdale Medical Center parking lot.

### From the West

Go west on Hwy 62 (Crosstown). Follow to France Ave exit and turn right. Turn left onto 65<sup>th</sup> St and take immediate right into Southdale Medical Center parking lot.

### From the East

Go east on Hwy 62 (Crosstown). Follow to France Ave exit and turn left. Turn left onto 65<sup>th</sup> St and take immediate right into Southdale Medical Center parking lot.