

This MRI exam obtains detailed images of the rectum and any abnormalities that exist in that area.

How you should prepare

If your exam is at Suburban Imaging – Northwest:

- Nothing to eat or drink three hours before your exam.
- Three hours before your appointment time, you will have to use a laxative suppository to clear out any stool from the rectum. The suppository is available free of charge for you to pick up prior to your exam at our Blaine, Coon Rapids, Maple Grove or Northwest locations.

If your exam is at Suburban Imaging – Burnsville or Southdale:

- Nothing to eat or drink four hours before your exam.
- Two hours before your appointment time, you will have to use a fleets enema, which may be purchased at any pharmacy.

Additional preps for all locations:

- Wear comfortable clothes without metal fasteners, including zippers, buttons and snaps.
- Arrive 15 minutes prior to your appointment time for registration.
- Bring your appointment form, insurance card and a valid photo ID.
- Let us know about any of the following:
 - Allergies, asthma, diabetes, inflammatory bowel disease
 - Any metal in your body
 - Claustrophobia
 - Kidney problems
 - Pregnancy - known or possible
 - Previous reactions to MRI contrast
 - Recent chemotherapy (within 30 days)

What happens during the exam

You will be asked to change into a gown or scrubs. Jewelry, watches, hair clips, piercings and possibly dentures will need to be removed.

An IV will be started in a vein in your arm. You will have to leave all personal items in a secure locker outside of the MRI room. The technologist will give you headphones so you can listen to music during the exam. Contrast material will be injected through the IV line that was placed earlier.



Next, you will lie on your side on the cushioned MR scanner table. The technologist will insert a small amount of special gel into your rectum. The gel expands the rectum, which allows for better images to be captured by the scanner.

The technologist will help you move onto your back and the table will move slowly into position. For the best possible images, you will need to be as still as possible during the exam, which takes approximately 20-30 minutes. You may hear a drumming sound as the machine captures the images. You will be asked to hold your breath several times for 20-30 seconds while the images are captured.

The imaging technologist will be outside of the room and is immediately available at all times. You will have a button in your hand to call for assistance, if needed. You will be in full view of the technologist by means of a window and video camera.

After your exam

You will be helped off the scanner table and your IV will be removed. You may resume regular activities immediately after your exam.

Your images will be interpreted by a board-certified radiologist and the findings will be sent to your healthcare provider. Your healthcare provider will contact you to discuss the results.

>> Map and directions on reverse side >>

Suburban imaging

www.suburbanimaging.com

Your scheduled appointment

Date: _____

Arrival Time: _____ Appointment Time: _____

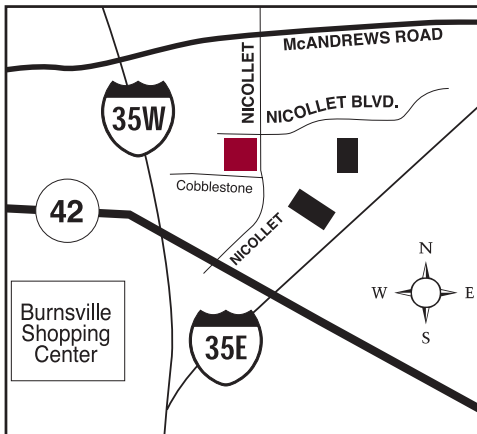
Location:

Northwest (3T MRI) scheduling: 763.792.1999

Burnsville Southdale scheduling: 952.893.0000

Suburban Imaging – Burnsville

Burnsville Medical Center
14000 Nicollet Avenue South, Suite 204
Burnsville, MN 55337
952.898.2333



From the North

Go south on I-35W and exit County Road 42 going east. Follow to Nicollet Avenue and turn left. Follow to Nicollet Blvd and turn left. Take next immediate left into the Burnsville Medical Center parking lot.

From the South

Go north on I-35E and exit County Road 42 going west. Follow to Nicollet Avenue and turn right. Follow to Nicollet Blvd and turn left. Take next immediate left into the Burnsville Medical Center parking lot.

From the West

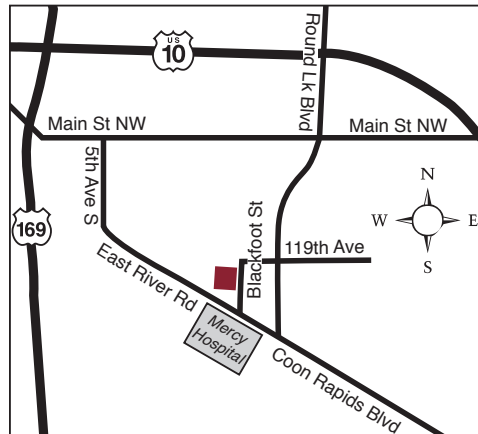
Go east on County Road 42. Follow to Nicollet Avenue and turn left. Follow to Nicollet Blvd and turn left. Take next immediate left into the Burnsville Medical Center parking lot.

From the East

Go west on County Road 42. Follow to Nicollet Avenue and turn right. Follow to Nicollet Blvd and turn left. Take next immediate left into the Burnsville Medical Center parking lot.

Suburban Imaging – Northwest

Mercy Specialty Center, Suite 180
11850 Blackfoot Street NW
Coon Rapids, MN 55433
main 763.795.1600



From the North

Take Hwy 10 east and exit on Round Lake Blvd. Turn right on Round Lake Blvd, traveling southbound. Turn right onto 119th Ave NW (turns into Blackfoot Street NW). Turn right into the Mercy Specialty Center parking lot.

From the South

Take I-94 west and continue on Hwy 252 north. Follow Hwy 610 east and take the East River Road exit. Turn left on East River Road, which becomes Coon Rapids Blvd. Continue on Coon Rapids Blvd and turn right on Blackfoot Street NW. Turn left into the Mercy Specialty Center parking lot.

From the West

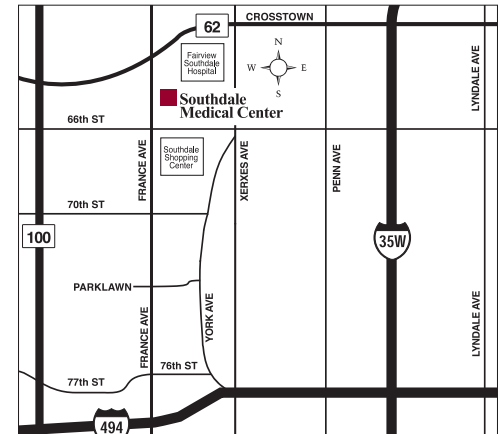
Take Hwy 169 north and exit onto Main Street (Anoka). Turn right onto 5th Ave S. Continue onto East River Road/Coon Rapids Blvd. Turn left on Blackfoot Street NW. Take the first left into the Mercy Specialty Center parking lot.

From the East

Take Hwy 10 east toward Anoka, exiting on Round Lake Blvd. Turn left on Round Lake Blvd, traveling southbound. Turn right onto 119th Ave NW (turns into Blackfoot Street NW). Turn right into the Mercy Specialty Center parking lot.

Suburban Imaging – Southdale

Southdale Medical Center, Suite 125
6545 France Avenue S
Edina, MN 55435
main 952.405.2777



From the North

Go south on Hwy 100 and exit Hwy 62 (Crosstown) going east. Follow to France Ave exit and turn right. Turn left onto 65th St and take immediate right into Southdale Medical Center parking lot.

From the South

Go north on Hwy 100 and exit Hwy 62 (Crosstown) going east. Follow to France Ave exit and turn right. Turn left onto 65th St and take immediate right into Southdale Medical Center parking lot.

From the West

Go west on Hwy 62 (Crosstown). Follow to France Ave exit and turn right. Turn left onto 65th St and take immediate right into Southdale Medical Center parking lot.

From the East

Go east on Hwy 62 (Crosstown). Follow to France Ave exit and turn left. Turn left onto 65th St and take immediate right into Southdale Medical Center parking lot.